



CANATAL

Series 9

Intelligent Precision Air Conditioning System

VATAL



CAI



CANATAL

VATAL



CAI



CANATAL

VATAL



CAI



CANATAL

VATAL



CAI



CANATAL


Engineered for telecommunication centers, equipment rooms and hi-tech offices, this new generation of modular precision air conditioning system features exceptional intelligence, reliability, high energy efficiency and precise control.



CANATAL

Anticipating your needs...





...and building on our expertise

Connectivity

RS485 Serial communication ports with Canatal controllers and software as well as popular BMS offer a cost effective yet powerful local and remote monitoring and control of all Canatal systems.




Reliability

Dual Scroll compressors are used to achieve highest reliability, efficiency and lowest vibration and noise.

Simplicity

Display in selectable language coupled with large touch screen graphic LCD control panel provides all critical information at your fingertip.




Productivity

Innovative, fully proportional electric reheat system ensures the recommended and desirable rate of change of room temperature is achieved to eliminate thermal shock for electronic components resulting in maximum reliability, lowest operating cost and total removal of power disturbances associated with traditional, multi-step electric reheat.



Serviceable steam humidifier allows fast and easy cleaning of mineral deposits on electrodes




to reduce operating and replacement cost and to ensure full rated steam output capacity for optimum humidity control.




Serviceability

Easy access with built-in testing and diagnostic utilities simplifies field-testing, troubleshooting and service.



"All for one, one for all"

Co-Work™ master-and-slave inter-network system unleashes the improvement in performance, reliability of a true modular precision air conditioning system with six key control functions:



Duty Sharing

The two levels of duty sharing equalize runtime of all duty and standby units to increase reliability.

Data Synchronization

All operation data can be changed at any master unit and is automatically synchronized among all the units under the same network to simplify operation.



.. The Co-Work™ approach



Sequential Load Activation

Co-Work™ coordinates the activation of the components for single unit as well as all units within the same network to minimize in-rush current and power disturbances, for highest productivity.

Control Redundancy

Co-Work™ allows multiple master units to co-exist in the same network to increase control system redundancy and to minimize overall system downtime.



Expansion of Control Steps

Co-Work™ improves system performance by expansion of a maximum of 8 control steps to provide precise capacity matching, optimum operating cost and maximum system reliability.

Control Value Averaging

Co-Work™'s ability to exchange and average sensor readings in multiple unit installations results in better temperature and relative humidity control as well as lowest operating cost.

Specification

50 Hz

Air Cooled, Downflow/Upflow at 24°C & 50% RH

MODEL	9AD/AU06	9AD/AU08	9AD/AU12	9AD/AU14	9AD/AU16	9AD/AU18	9AD/AU20	9AD/AU22
Total Capacity (kW)	23.1	31.0	39.2	48.0	58.3	61.5	71.6	82.8
Sensible Capacity (kW)	21.6	28.9	36.3	45.5	54.3	59.6	67.1	73.0
Nominal Airflow (m ³ /h)	6,120	8,840	10,540	14,960	17,680	18,360	20,400	21,080
Dimensions (mm)	1,852(W) x 863(D) x 1,880(H)			2,512(W) x 863(D) x 1,880(H)				
Approx. Weight (kg)	600	615	635	800	810	840	845	845

Water Cooled, Downflow/Upflow at 24°C & 50% RH

MODEL	9WD/WU06	9WD/WU08	9WD/WU12	9WD/WU14	9WD/WU16	9WD/WU18	9WD/WU20	9WD/WU22
Total Capacity (kW)	23.5	30.6	39.9	47.6	59.6	63.3	72.1	85.3
Sensible Capacity (kW)	21.7	28.7	36.6	45.3	54.5	60.3	67.4	74.1
Nominal Airflow (m ³ /h)	6,120	8,840	10,540	14,960	17,680	18,360	20,400	21,080
Dimensions (mm)	1,852(W) x 863(D) x 1,880(H)			2,512(W) x 863(D) x 1,880(H)				
Approx. Weight (kg)	645	660	680	860	870	900	910	910

Chilled Water, Downflow/Upflow at 24°C & 50% RH, 7.2°C EWT & 12.8°C LWT

MODEL	9CD/CU14	9CD/CU16	9CD/CU18	9CD/CU20	9CD/CU22
Total Capacity (kW)	61.3	71.4	83.0	96.1	108.0
Sensible Capacity (kW)	50.4	60.1	70.6	79.6	89.1
Nominal Airflow (m ³ /h)	11,900	14,620	17,680	18,700	21,080
Dimensions (mm)	2,512(W) x 863(D) x 1,880(H)				
Approx. Weight (kg)	665	665	715	720	720

60 Hz

Air Cooled, Downflow/Upflow at 75.2°F & 50% RH

MODEL	9AD/AU06	9AD/AU08	9AD/AU12	9AD/AU14	9AD/AU16	9AD/AU18	9AD/AU20	9AD/AU22
Total Capacity (Btu/h)	84,959	107,478	132,726	170,600	190,730	217,686	249,758	297,185
Sensible Capacity (Btu/h)	76,088	99,289	123,515	158,317	181,518	206,426	231,675	259,995
Nominal Airflow (cfm)	3,600	5,200	6,200	8,800	10,400	10,800	12,000	12,400
Dimensions (in)	73(W) x 34(D) x 74(H)			99(W) x 34(D) x 74(H)				
Approx. Weight (lb)	1,320	1,353	1,397	1,760	1,782	1,848	1,859	1,859

Water Cooled, Downflow/Upflow at 75.2°F & 50% RH

MODEL	9WD/WU06	9WD/WU08	9WD/WU12	9WD/WU14	9WD/WU16	9WD/WU18	9WD/WU20	9WD/WU22
Total Capacity (Btu/h)	85,641	108,160	132,386	167,188	188,683	216,662	252,829	294,456
Sensible Capacity (Btu/h)	76,770	99,630	123,173	156,611	180,836	206,085	232,698	258,971
Nominal Airflow (cfm)	3,600	5,200	6,200	8,800	10,400	10,800	12,000	12,400
Dimensions (in)	73(W) x 34(D) x 74(H)			99(W) x 34(D) x 74(H)				
Approx. Weight (lb)	1,419	1,452	1,496	1,892	1,915	1,980	2,002	2,002

Chilled Water, Downflow/Upflow at 75.2°F & 50% RH, 45°F EWT & 55°F LWT

MODEL	9CD/CU14	9CD/CU16	9CD/CU18	9CD/CU20	9CD/CU22
Total Capacity (Btu/h)	209,156	243,617	283,196	327,893	368,496
Sensible Capacity (Btu/h)	171,965	205,061	240,887	271,595	304,009
Nominal Airflow (cfm)	8,800	10,400	10,800	12,000	12,400
Dimensions (in)	99(W) x 34(D) x 74(H)				
Approx. Weight (lb)	1,463	1,463	1,573	1,585	1,585

* Glycol, Free Cooling and Dual Cooling systems are also available.



Canatal International Incorporated
 6300 Edwards Blvd., Mississauga,
 Ontario, Canada L5T 2V7
 Tel: (905) 405-0800 Fax: (905) 405-0807
www.canatal.com

Technical information in this document is subject to change without notice.