


Network agent

NetMan 101/102 Plus




The NetMan Plus network agent allows UPS management across a LAN using any of the main network communication protocols - TCP/IP, HTTP and network interface (SNMP). NetMan Plus enabled UPS integrate easily into medium and large sized networks and provide reliable communications between the UPS and management systems employed.

Characteristics

- Configured via TELNET or a serial terminal
- Compatible with PowerShield³ and PowerNETGuard control software
- Supports the network interface (SNMP) standard communication protocol with proprietary RFC 1628 and MIB
- Integrated Web server for browser-based display
- TeleNetGuard modem compatible
- Firmware upgradeable through the serial port
- E-mail sent through SMTP server

Protocol Converter

Multicom 301/302



The MultiCOM 301/302 protocol converter may be used to monitor the UPS using the MODBUS/JBUS protocol on RS232 or RS485 serial lines. It can also manage a second independent RS232 serial line that can be used to connect to other devices such as the Netman 101 or a PC using PowerShield³ software.

Characteristics

- Port configuration for MODBUS/JBUS as RS232 or RS485
- Management of two independent serial lines
- Suitable for Building Management System (BMS) integration
- LED communication flow indicators
- Firmware upgradeable through the serial port

Serial link duplexer

Multicom 351/352




The MultiCOM 351/352 is a serial duplexer that allows two devices to be connected to a single serial port on a UPS. It can be used where numerous serial connections and multiple UPS polling are required, and is ideal for LAN networks with a firewall.

Characteristics

- Cascading configuration giving a maximum of 4 serial communication ports
- LED communication flow indicators
- Firmware upgradeable through the serial port.

Serial / USB port

Multicom 362




MultiCOM 362 provides a UPS with an additional RS232 serial interface or USB port. The USB port allows the UPS to communicate with Apple Macintosh computers as well as Windows and Linux operating systems.

Characteristics

- Compatible with USB 1 or 2
- Compatible with PowerShield³

Serial / EPO port

Multicom 372




MultiCOM 372 provides a UPS with an additional RS232 serial interface port. The card has Emergency Power Off (EPO) and Remote Shut Down (RSD) inputs with terminal connections.

Characteristics

- EPO and UPS shutdown interface
- 12Vdc 80mA contact option

Contacts / EPO board

Multicom 382



MultiCOM 382 provides a set of relay contacts to provide UPS alarm and status indication.

The contacts are connected through terminal connections. Signal contacts include Emergency Power Off (EPO), Remote Shut Down (RSD), On Battery, On Bypass, Alarm and Low battery. The contacts are change over or normally open.

Characteristics

- Max. 3A current at 250Vac
- Signal contact customisation



Protocol converter

Multi I/O

Multi I/O has configurable input and output signal contacts to allow UPS integration with control systems. It can be used to connect two devices to a single UPS serial communication port. It can also communicate using the MODBUS/JBUS protocol on RS485 lines.

Characteristics

- 8 analog/digital inputs
- 8 relay outputs to monitor UPS and mains status
- It can control two independent RS232/RS485 serial lines to monitor the UPS and its operating states using the MODBUS/JBUS protocol
- Firmware upgradeable through the serial port



USB serial converter

USB Converter

The RS232-USB converter allows UPS without a USB port to connect to Macintosh, Windows and Linux PCs with this type of port.

Characteristics

- Compatible with USB 1 or 2
- Compatible with PowerShield³



Serial link / contacts duplexer

Multifunction I/O

Multifunction I/O is a Dialog plus range accessory through which you can monitor battery operation, by-pass, alarm and battery discharged status reports with dry contacts (maximum current 8A/250V). The accessory also has an input which is used to set up the configurable remote on, remote off and remote on/off functions through the UPSTools software (vers. 1.3.3 or higher).

These functions are provided for UPS with firmware version SWM020-01-16 or higher.

Characteristics

- Max. current 8A at 250Vac
- Possibility of configuring the signal-to-contact associations
- Pass-through serial link for PC connection

Protocol converter

Profibus Converter



The Profibus Dp Gateway is an accessory with which you can connect a UPS to a Profibus DP network. With this device management and monitoring of the UPS can be integrated in a control system based on one of the field buses most widely used in industry for communication between control/automation systems and distributed I/O.

Characteristics

- PROFIBUS DP-V1 Protocol
- Configurable address from 1 to 126
- Configurable baud rate from 9.6 kBaud to 93.75 kBaud
- Led reporting the communication flow

Manual Bypass

Multi Pass 16 and 16-R



Multi PASS is a maintenance bypass to allow a UPS to be powered down and removed for service without disruption to the connected load(s).

Multi PASS has both manual and automatic transfer functions. If the UPS is accidentally disconnected or fails any load(s) connected to Multi PASS are automatically transferred to the mains supply. Multi PASS is available in wall mounted or 19" rack mount formats. RIELLO UPS supplies a wide range of external maintenance bypasses and switchgear for their UPS up to the 800kVA Master Plus and for parallel systems up to 6,4MVA.

Characteristics

- Wall or rack mount versions
- Back-feed protection
- Manual and automatic transfer functions
- Mains power present LED indicator
- IEC, UK, Schuko and hard wired connected options

Communication Kit

Kit for AS400 and i-Series

The IBM AS/400 has a single-level memory management feature that makes it compulsory for the system to be shutdown in a controlled and orderly manner. Without UPS protection an AS/400 is not protected from mains failures. A momentary loss of power can cause hardware damage, data corruption and a lengthy reboot period.

The RIELLO UPS AS/400 interface kit allows a UPS to be connected to the AS/400 to initiate an orderly system shutdown on mains failure.

Characteristics

- Compatible with all AS/400 systems
- Supports all the RIELLO UPS ranges



Remote Monitoring Panel

Multi Panel

MultiPanel is a remote monitoring device that can provide a detailed UPS status overview in real time. It is compatible with all Riello UPS and can display values for UPS specific input and output supplies, and battery set measurements.

MultiPanel has a high-definition graphical display and can report in 7 languages: English, Italian, German, French, Spanish, Russian and Chinese. It has 3 independent serial ports, one of which allows for UPS monitoring via the MODBUS/JBUS protocol (on either an RS485 or RS232 serial line). The others can be used with devices such as the Netman 101 Plus or a PC running PowerShield³ software.

Characteristics

- Graphical high definition LCD panel
- Three independent serial connections
- Compatible with most BMS management programs
- Communications flow LED status indicator
- Serial port upgradeable firmware

Compatibility table

	Standard fittings						Software and optional accessories																
	USB Port	RS232 port	SLOT	UPS Modern Management	Microsoft Plug & Play	PowerShield ³	NetMan 101 plus	NetMan 102 plus	MultiCOM 351	MultiCOM 352	MultiCOM 301	MultiCOM 302	MultiCOM 362	MultiCOM 372	MultiCOM 382	Multi I/O	Multifunction I/O	Profibus converter	AS/400 Kit	PowerNetGuard	Telenet Guard	Multipanel	
PLUG DIALOG	1					•																	
WIN DIALOG PLUS		1			•	•	•			•						•		•	•	•			•
NET DIALOG		1			•	•	•			•						•		•	•	•			•
DIALOG VISION	1	1	1		•	•	•	•	•	•	•	•	•	•	•	•		•	•	•			•
DIALOG PLUS		1	1		•	•	•	•	•	•	•	•	•	•	•	•	•	•	•	•			•
DIALOG PLUS RACK		1	1		•	•	•	•	•	•	•	•	•	•	•	•	•	•	•	•			•
DIALOG DUAL	1	1	1	•	•	•	•	•	•	•	•	•	•	•	•	•		•	•	•	•	•	•
POWER DIALOG PLUS		1	1	•		•	•	•	•	•	•	•	•	•	•	•	•	•	•	•			•
MULTI DIALOG		2	1	•		•	•	•	•	•	•	•	•	•	•	•	•	•	•	•			•
MULTIPLUS	1	1	2	•		•	•	•	•	•	•	•	•	•	•	•	•	•	•	•			•
MASTER PLUS		2	2	•		•	•	•	•	•	•	•	•	•	•	•	•	•	•	•			•
MASTER DIALOG		1		•		•	•	•	•	•	•	•	•	•	•	•	•	•	•	•			•