



LOCAL AREA NETWORKS (LAN)



SERVERS



DATA CENTERS



INDUSTRIAL PLCS



CASH REGISTERS



ELECTRO-MEDICAL DEVICES



EMERGENCY DEVICES (Lights/Alarms)



TELECOM-MUNICATION DEVICES

# Power Dialog Plus

## 6.5-10 kVA

single/single-phase and three/single-phase

Power Dialog Plus 6.5-10 kVA



The **POWER DIALOG PLUS** series includes the 6.5-8-10kVA single/single-phase and three/single-phase models and uses double conversion on-line technology (VFI). The load is powered continuously by the inverter with an EMI filtered, stabilised and regulated sinewave supply. The input and output EMI filters considerably increase the immunity of the load to mains disturbances and surges, even on bypass. Additional battery extension packs allow the standard battery runtime to be extended up to several hours.

For technology, outstanding performance (selectable operating modes: On-line, Economy, Smart-Active and Standby/Off - for emergency lighting applications), advanced diagnostics (standard LCD display, RS232 interfaces with **PowerShield**<sup>3</sup> software included, EPO input contact, and a network interface slot), **POWER DIALOG PLUS** provides maximum protection for vital 'mission-critical' networks and security applications (electromedical).

**HIGH RELIABILITY**

- Full microprocessor control with no-break static and manual by-pass

**LOW POWER CONSUMPTION**

To increase efficiency up to 98%:

- **Economy Mode:** uses Line Interactive VI technology to power less critical loads from the mains supply for certain periods. The function can be set from the front panel keypad or remotely using software
- **Smart Active:** if the mains supply is out of range, the UPS will power the load from the inverter as an On-line UPS. When the mains supply returns to within range again, the UPS will monitor this for a certain period before selecting Line Interactive operation

**SIMPLE TO INSTALL**

- Capability to connect to a single or three phase mains supply
- Output terminal block + 2 IEC outlets for powering local equipment (computers, modems and notebooks)
- Easy to position (integrated castors)

**HIGHLY RELIABLE BATTERY PERFORMANCE**

- Built-in automatic and manual battery test feature

**LOW IMPACT ON MAINS**

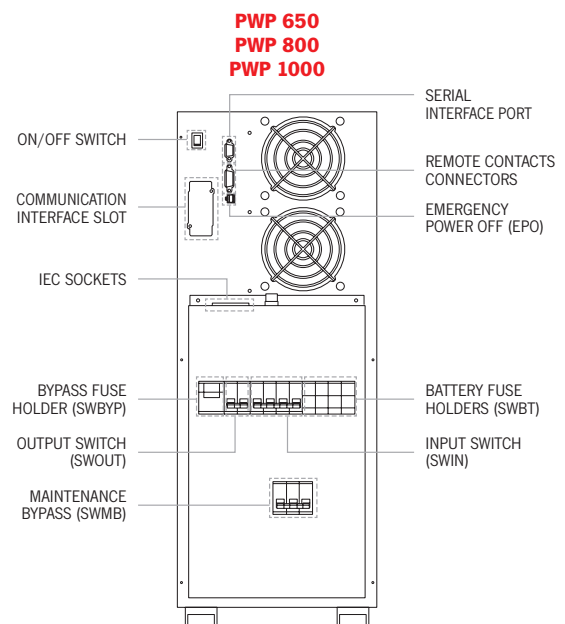

- Power factor correction with sinusoidal input to ensure a low impact on the mains supply (UPS input power factor, close to 1) for the single-phase/single-phase series

**OTHER CHARACTERISTICS**

- Reliable, filtered, stabilised and regulated sinewave output (double conversion on-line technology VFI according to EN62040-3 specifications) with filters for atmospheric disturbance suppression
- High level diagnostics: states, measurements and alarms available from the built-in LCD
- Very low noise level <40dBA
- Auto restart on mains return (programmable via software)
- Standby/Off: for security applications like emergency lighting where the UPS is switched on but the loads are powered through the bypass supply. When the mains fails or falls outside a preset range the inverter automatically powers the load
- Back feed protection as standard: to avoid energy feeding back into the mains supply

**ADVANCED COMMUNICATION**

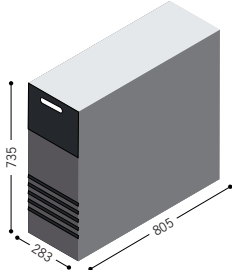
- Compatible with TeleNetGuard for remote maintenance
- Advanced, multi-platform communication for all operating systems and network environments: PowerShield<sup>3</sup> monitoring and shut-down software included, with SNMP agent, for Windows 9x, ME, NT 4.0, 2000, XP, Vista and 2003 server; Mac OS X, Linux, Novell and most popular Unix operating systems.
- The UPS is supplied with a communications cable for 'Plug and Play' PC connection
- RS232 serial port (double serial port optional)
- Rear panel IEC socket for supplying local loads
- EPO (Emergency Power Off) contact for remote UPS shut-down
- Interface card slot
- Microsoft Certified Product

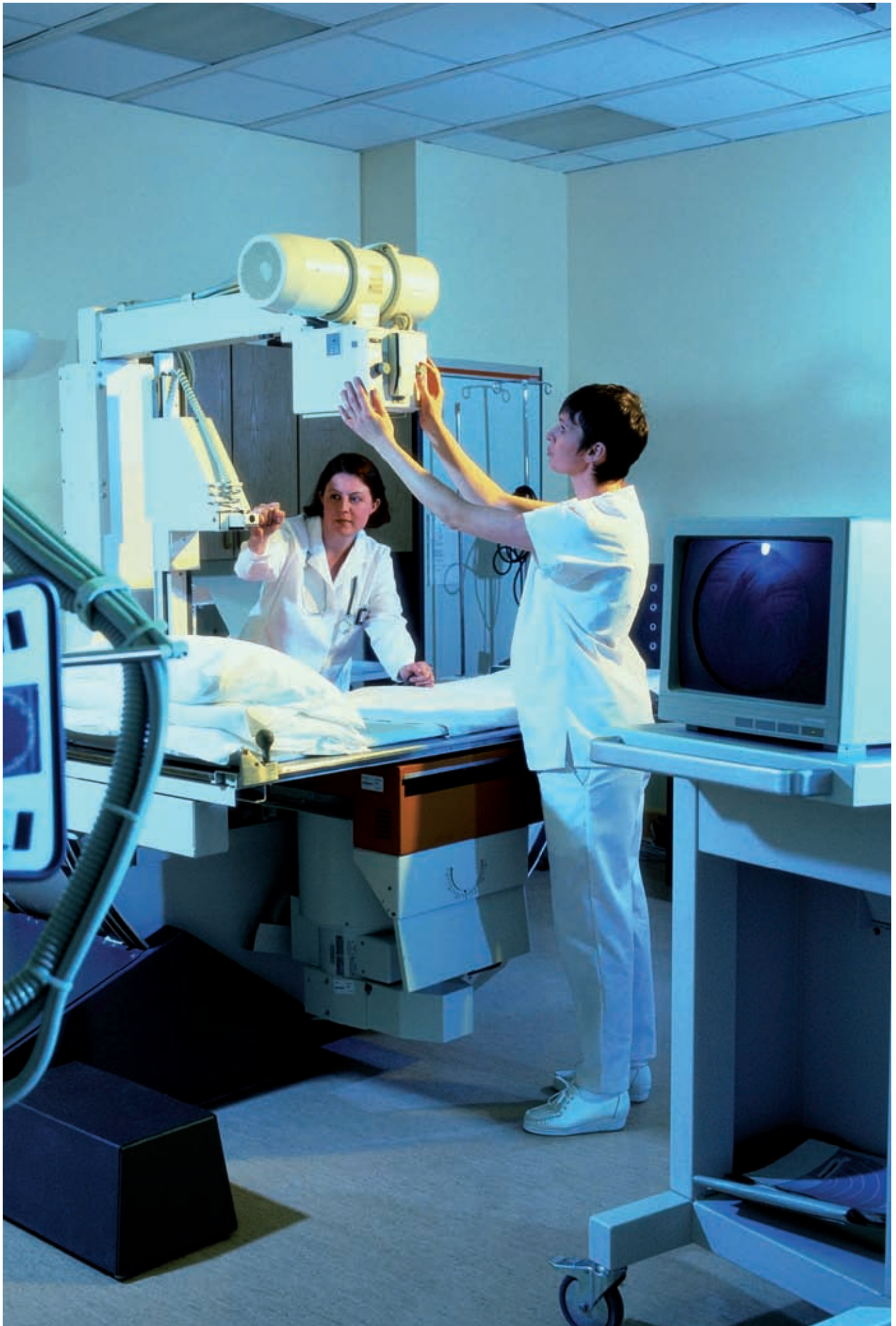


**TECHNICAL DETAILS**

MODELS	PWP 650	PWP 800	PWP 1000
POWER	6500VA/4600W	8000VA/5600W	10000VA/7000W
<b>INPUT</b>			
Rated voltage	230 Vac single-phase or 400 Vac three-phase with neutral		
Minimum voltage without battery intervention	170 Vac @ load 100% / 140 Vac @ load 50%		
Rated frequency	50/60 Hz $\pm$ 5 Hz		
<b>BY PASS</b>			
Voltage range	180 - 264 Vac (selectable in Economy Mode and Smart Active Mode)		
Frequency range	Selected frequency $\pm$ 5 Hz		
<b>OUTPUT</b>			
Rated voltage	220 - 230 - 240 Vac selectable		
Voltage distortion	< 2% with linear load / < 5% with non-linear load		
Frequency	50/60 Hz selectable or auto sensing		
Static variation	$\pm$ 1 %		
Dynamic variation	$\leq$ 5% in 20 ms		
Waveform	Sinewave		
Crest factor	3 : 1		
<b>BATTERIES</b>			
Recharge time	6 - 8 h		
<b>OVERLOAD CAPACITY</b>			
100% < Load < 125%	2'		
110% $\leq$ Load < 150%	30"		
Load $\geq$ 150%	0.5"		
<b>ENVIRONMENTAL</b>			
Weight (kg)	133	134	135
Dimensions (hwd) (mm)	735 x 283 x 805		
Efficiency	Input single-phase 91% / Input three-phase 92%		
Line-interactive/Smart Active efficiency	98%		
Protection	Overload - short-circuit - overvoltage - undervoltage - temperature - low battery		
Communication	RS232 + remote contacts + communication interface slot		
Compliance	EN 62040-1 EMC EN 62040-2 Directives 73/23 - 93/68 - 2004/108 EC EN 62040-3		
Operating temperature	0°C - 40°C		
Relative humidity	< 95% non condensing		
Colour	Light grey RAL 7035		
Noise	< 40 dBA at 1 m		
<b>OPTIONS</b>			
Extended runtime solutions	yes (with and without battery charger)		
Isolation transformer box (hwd) mm/kg	500 x 400 x 265 / 80	-	

Product characteristics can be customised to meet client specifications.

BATTERY BOX MODELS	Dimensions (mm) h x w x d
<b>BB 360-7</b> <b>BC 360-12</b>	
PWP MODEL	
PWP 650-800-1000	



Power Dialog Plus 6.5-10 KVA